



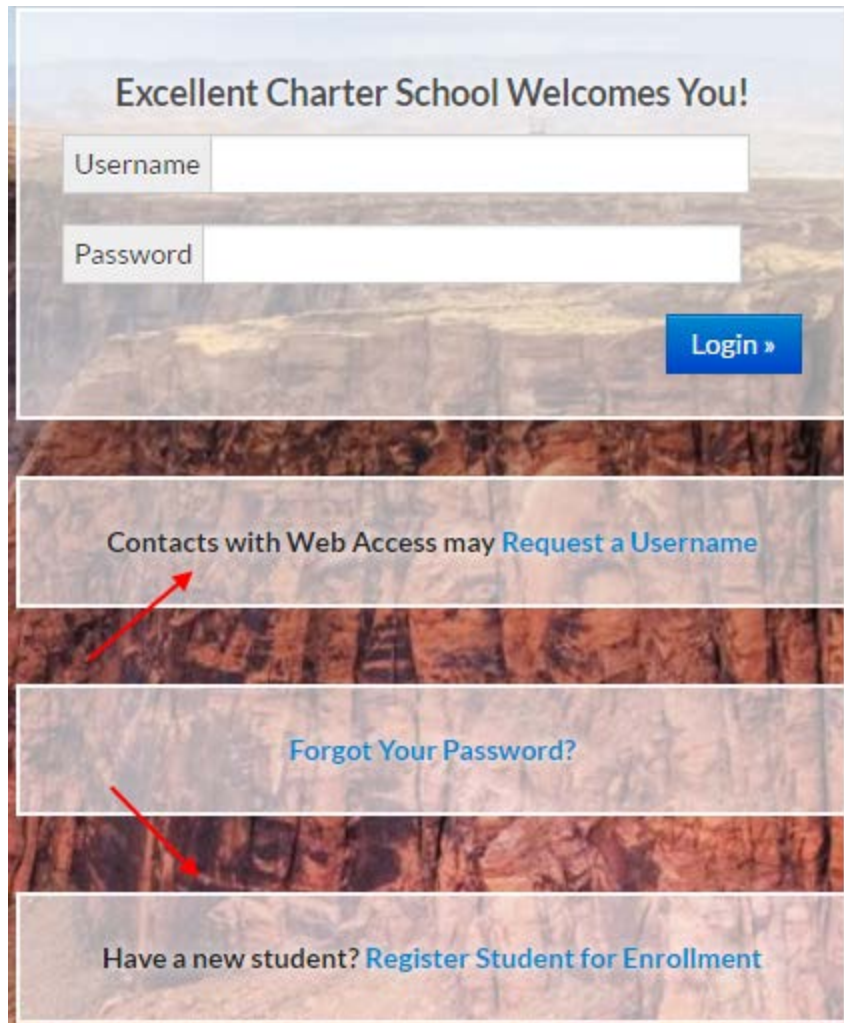
Aspire



**Online Registration for Current
and Former Students**

Current and Former Student Registration – without an Aspire account you can create an account by doing the following.

Go to the login screen for Aspire and select Contacts with Web Access may Request a Username and if that is not showing on the screen select Have a new student? Register Student for Enrollment



Register Your Student(s)

New Student Registration

Student has NEVER attended a school at Excellent Charter School
Please, DO NOT select this option if your student has EVER attended this school or another school at this district. Duplicate records will be created.

I already have an Aspire account.

Login and register student

I do not have an Aspire account.

Register new student(s)

Current Student Registration

Student is CURRENTLY ATTENDING or has PREVIOUSLY ATTENDED a school at Excellent Charter School

I already have an Aspire account.

Login and register student

I do not have an Aspire account.

Request a Username

Put the information in for your student and you will then be able to create an Aspire user account.

Please Select Yourself

If you are not listed, contact your student's school for further assistance.

Nicklaus Gilbert

XXXXX

Choose a Username and Password

Your password protects your account

Avoid selecting an easily guessed password and take steps to keep your password safe. You must use at least 8 characters and include both letters and numbers or special characters.

Username

Password

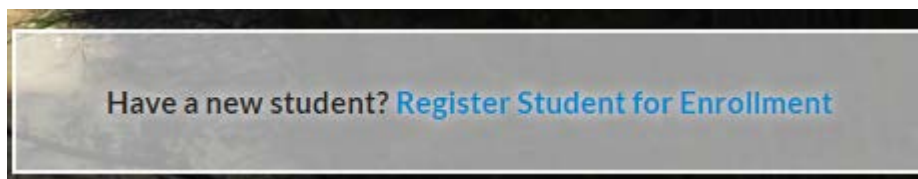
Confirm Password

Confirm Student

XXXXX (6 Feb 2011)

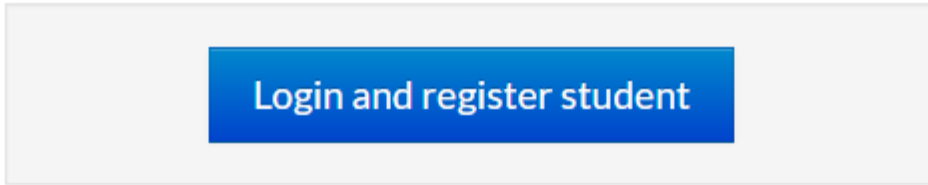
I certify that I am authorized to access this student's school records.

Current and Former Student Registration – with an Aspire account you have two ways that you can get in to register your student(s). First you can click on the following link from the login page.

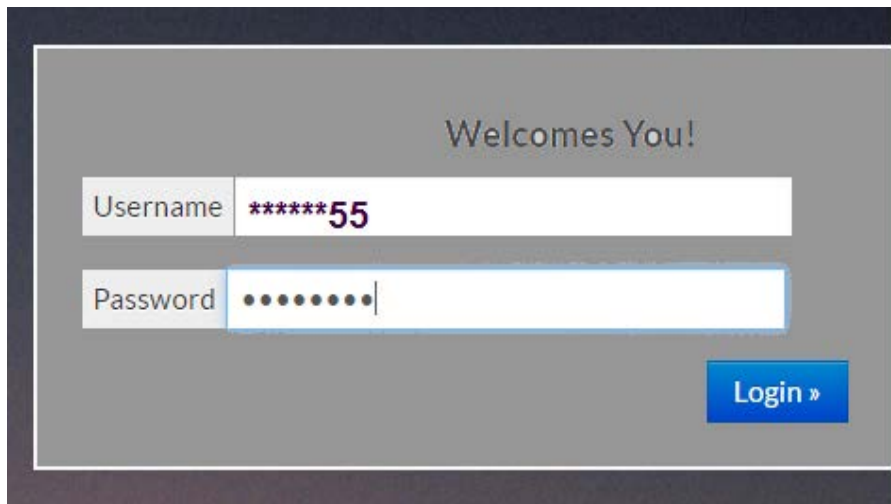


Current and Former Student Registration

Student is currently attending or has previously attended a school at QA Syracuse



It will take you to the following screen.



If the school does not have a registration window open or your child has not been enrolled in this School District or Charter School within the past year, you will not see Register on the student cards or Register Student for Grade on the Student Lens.

Select Student to Register

XXXXXXXXXXXXXXXXXXXX

This student can not be registered right now.

[Why?](#)

XXXXXXXXXXXXXXXXXXXX

going into grade 4
at Great Education Academy
for school year 2017/2018

[Register](#)

XXXXXXXXXXXXXXXXXXXX

This student can not be registered right now.

[Why?](#)

XXXXXXXXXXXXXXXXXXXX

This student can not be registered right now.

[Why?](#)

If you click on Why? You will see the following:

Why can't I register my student?



You may not be able to register your student at this time for any of the following reasons:


1. The school has not yet opened up registrations for this student's grade level.
2. This student has not been enrolled in this school district or charter school within the past year. If this is the case, you must contact the school before registering your student. **DO NOT** select the "Register a New Student" option if this student has previously been enrolled at this school district or charter school.

Please contact the school if you have any other questions.

Close

Second - you can login then click on Register from the student card, then from the Student's Lens you can click on Register Students for the Grade they will be entering.

Select Student to Register



going into grade 6
at _____
for school year 2017/2018
[Register](#)

going into grade 1
at _____
for school year 2017/2018
[Register](#)

going into grade 4
at _____
for school year 2017/2018
[Register](#)

Student Info Enrollment [Register Student for Grade 6](#)

Grade: 5
Advisor: _____

Legal Name: _____
SSID: _____
Born: 9/5/2005 (age: 11)

Address
Home Mailing



Click on Enrollment Information.

Register student for grade 6 at

[Return to Aspire](#)
[Logout](#)

#1 - [Enrollment Information](#) **Incomplete**

#2 - [Security Policy](#) **Incomplete**

All of the information that was previously entered for the student will be uploaded to the screen. You will want to check and add information that has changed. You will not be able to change legal first name, legal middle name, legal last name, birthdate and gender. If you find that something is wrong in any of those fields you would need to contact the school.

Register Student

Student Information

Student's Legal Name must match what is on their birth certificate or passport.

Legal First Name	Legal Middle Name	Legal Last Name
Daisy		Duck

Specify Preferred Names

Birthdate	Gender
02/08/2007	Female

Birthplace

Immigrant

First Enrolled In U.S. School (Optional)

If no changes are needed, click on Save and the following screen will pop up.

 Registration saved successfully.

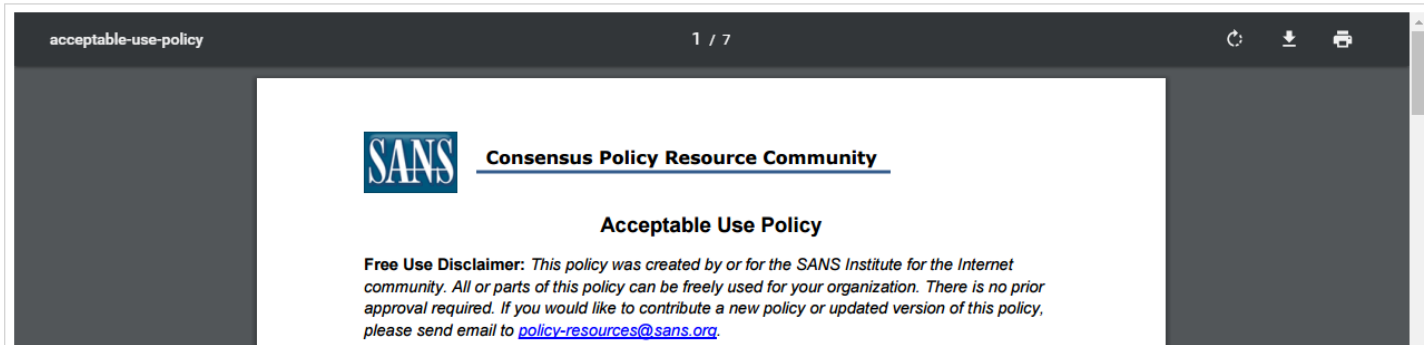
Register Student

[Return to Aspire](#)
[Logout](#)

If the school has set up agreements for you to read they will show here, read all agreements and then if there is a signature line for Parent and student, both would have to type their names which means you have read and agreed to the terms and conditions. Type the names exactly the same as it shows on the screen. If you get an error make sure there are no extra spaces in the names.

📄 Agreements

[Return to Aspire](#)
[Logout](#)



I have read and agreed to the terms and conditions.

Parent/Guardian Signature	Student Signature
Travis Meierst	Ethan Hawks
Type your name exactly as shown above	Type your name exactly as shown above

After you Save and Continue it will take you back to the following screen where you can either return to Aspire and register another student or logout of the system.

Register student for grade 6 at

[Return to Aspire](#)
[Logout](#)

#1 - Enrollment Information Complete

#2 - Security Policy Complete

This student's registration is complete, has been sent to the school, and is pending enrollment.

[Return to Aspire](#)